



# Summer Holiday Assignment

Academic Session 2023-24

## CLASS - IV

Summer Vacations are at our doorsteps. Holidays are a well-deserved opportunity to relax and rewind by indulging in activities that are pleasurable at the same time educative. You are going to enjoy your holidays. Practice your hobbies or inculcate new hobbies. Do a lot of Reading, it can be newspapers, magazines, books or novels. Watch English news daily in order to equip yourself with the information and facts to be used as content in the writing skills.

Summer Holiday Homework is an initiative on our part, to inculcate innovativeness, creativity and interest in the tasks assigned to our students. It will not only enable you to recapitulate what was taught but will also help you to connect yourselves to the various learning processes. Please ensure that you complete the assignment neatly. It's a sincere request to all to complete home assignments on time. Engage yourself whole heartedly as you will learn a lot through it.

### GENERAL GUIDELINES


- The holiday homework is an integrated assignment.
- Mathematics, Science and Social Science are being integrated as Assignment-1.
- English and 2<sup>nd</sup> Language are integrated as Assignment-2.
- GK and Life skill are separately designed to be done in respective notebooks.
- Assignment-1 and 2 are to be done in the A4 size sheet provided in the folder.
- The cover page should contain the following details
  - **Name**
  - **Class**
  - **Section**
  - **Roll No.**
  - **Assignment No.**
  - **Date**
- The students need to follow the procedure as instructed in the respective assignments.
- All holiday homework to be submitted on (5<sup>th</sup> June) in the folders.
- Submission of assignments are mandatory for all the students.

## **Subjects Integrated: Mathematics, Science, And Social Science**

- **Topic:** More Than “Just” A Book (Aligned with Shapes and Patterns)

### **Subject – Mathematics**

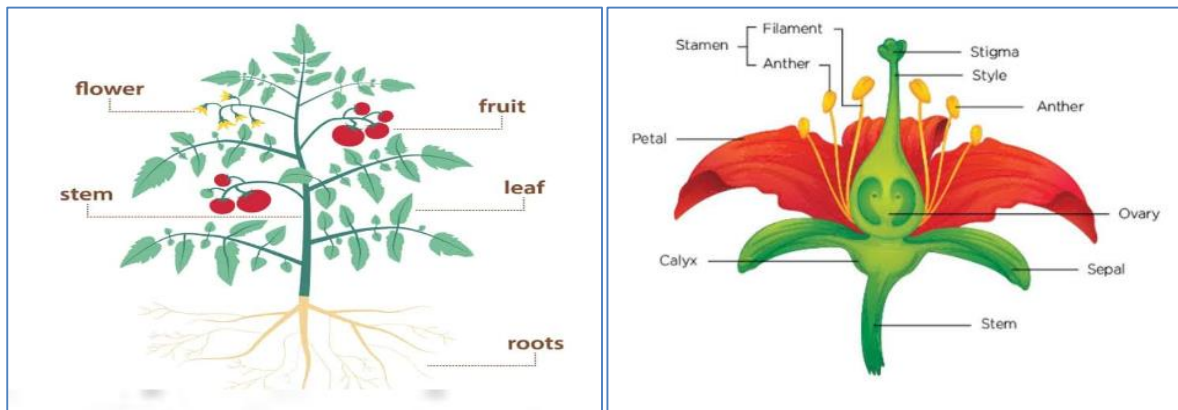
**Question-** Create a tessellation (A tessellation is a pattern of shapes that fit together perfectly, without any gaps. Tessellation often refers to a pattern that includes a repetition of one particular shape, such as the repetition of squares in a checkerboard) with real flowers and leaves of different shapes in any design of your own wish.



- **Material required:**
  - A4 size sheet (for the background).
  - Stationery to draw and write the details.
- **Instruction (What you need to do):**
  - The learners will make a tessellation of their choice on the floor of their house or terrace with flowers and leaves of similar shapes and sizes
  - Click a picture and paste the picture into an A4 size sheet.

## Subject – Science

**Question-**Enumerate the different parts of the plant used to make the tessellation. Describe any one function of it.



- **Material required:**


- A4 size sheet (for the background).
- Stationeries to draw and write the details.

- **Instruction (What you need to do):**

- After pasting the picture of the tessellation, the learners will write the names of the different flowers and leaves used in the tessellation.
- They will also mention any one function of the leaves and flowers used to describe it.

## Subject –Social Science

**Question-** ‘Hamburger contest’.



- **Material required:**

- A4 size sheet (for the background)
- Colour pencils or crayons (to colour the hamburger)
- Stationeries to draw and write the details.

- **Instruction (What you need to do):**

- The learners will draw/ paste similar figures in their A4 size sheet.
- They will focus on the mid-section of the drawing. These details can vary from learner to learner, based on what they deem important.
- The top and bottom “buns” will contain details of the places and locations (Himachal Pradesh/Uttarakhand)
  - Location (top part of the burger)
  - Important details (middle portion)



- Tourist spots (bottom portion)
- The details can be written as points, phrases, etc in a creative manner. The learners can use colour pencils to make the hamburger look attractive.
- After completion they will compulsorily mention their names, class, and section.

Please note: The activities are to be done on 3 different A4 size sheets of paper for three different subjects.

- **Learning outcome:**

- The students learned to relate different shapes and patterns with their real life.
- They learned about different parts of plants and their uses.
- The activity will enhance their creative skills where they will rigorously research the different tourist spots of India.

- **Criteria for evaluation:**

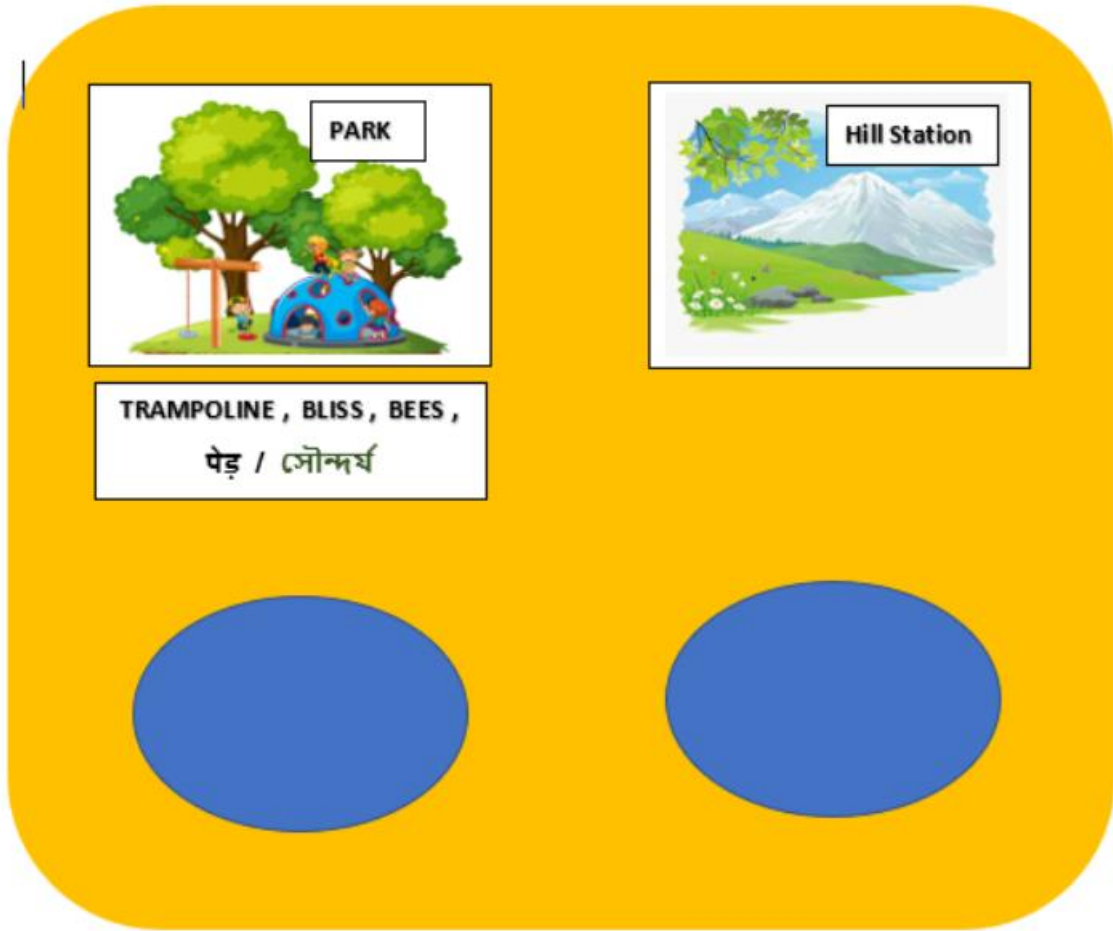
- Relevance (whether the instructions are followed properly).
- Effectiveness (whether the objectives are achieved or not).
- Creativity (how creatively the work has been done).
- Timely submission.



## **Subjects Integrated: English and Second Language**

- **Topic- “Noun Hunt”**
- **Materials Required:**
  - Pictures of the places visited.
  - A4 sheet paper
  - Names of different nouns
  - Stationery items
- **Instructions (What you need to do):**
  - Summer holidays are a time to relax and unwind by indulging in activities that are pleasurable and at the same time educational.
  - Students will surely visit many places such as restaurants, hill stations, parks, museums, shopping malls, and so on, where they will get to know about many new words.
  - In the holiday homework, students will make a collage on an A4 sheet of 4 places (using pictures) and then they will paste 4 nouns (3 – English and 1 – Hindi/Bengali) that they have come across in those places.
  - The students will need to make sentences with those naming words and finally write which type of nouns they have used in those sentences.
  - An example of the following is given below: -

## SAMPLE (1st PAGE)



## SAMPLE (2nd PAGE)

1. **TRAMPOLINE** – David was bouncing on the trampoline.  
David – Proper Noun, trampoline- Common Noun
2. **BLISS** - Swimming on a hot day is sheer bliss.  
Swimming – Common Noun, day – Common Noun, bliss – Abstract Noun
3. **BEES** – A swarm of bees is building a hive outside the house.  
Swarm – Collective Noun, bees – Common Noun, hive – Common Noun, house – Common Noun.
4. **सौन्दर्य** – प्रकृतिर सौन्दर्य देखे सवाइ मुक्क हये गेल ।  
सौन्दर्य – गुणवाचक विशेष्य
5. **पेड़** - पीपल का पेड़ काफी पुराना होता है।  
पीपल- व्यक्तिवाचक संज्ञा, पेड़-जातिवाचक संज्ञा, पुराना-भाववाचक संज्ञा

- **Learning outcomes:**

- The students will make connections to real reading and writing.
- This will also help them to be more observant and focused.
- They will be able to find out new words and frame sentences on it.
- It will enhance their vocabulary skills in both languages.

- **Criteria for evaluation:**

- Presentation of the work should be neat.
- Pictures can be hand drawn or printed out.
- Proper borders are to be given.
- The work should be colourful.
- Both pages are to be stapled.





## **Subject – Life Skill**

- **Topic:** Comic Strip
- **Material Required:**
  - Notebook
  - Colour Pencil
  - Photo
  - Glue
  - Pencil
  - Eraser
- **Instruction:**
  - Students will paste two pictures of two friends or brothers on the blank page on the left-hand side of the notebook.
  - After pasting the picture in their notebooks, they will write a few imaginary dialogues on the ruled page that are related to an event.
  - The event can be as per the given instructions below.
  - Example- (students are not supposed to copy the same one for their holiday homework.)

One day, while playing with friends, a favorite toy was accidentally broken. As it was a favorite one, he /she became very angry. What will be the student's reaction under this circumstance? Which emoji could be used against their reactions?

Students have to draw a suitable emoji against their dialogues based on the following points: -

- The child, whose toy was broken, is angry.
- The child, who has broken the toy, is feeling guilty.
- The child, whose toy was broken, becomes sad.
- The child gradually understands that his friend did it unintentionally and they started playing as good friends.



Boy 1: Why have you damaged my toy?



Boy 2: I'm very sorry. I have not done it intentionally.



Boy 1: But it was my favourite one.



Boy 2: Yes, I can understand. I feel extremely sorry.



Boy 1: Okay. I can understand your feeling.

### Example



After completing the dialogues, the student will also write the moral of the event based on what he or she has written.

- **Learning Outcome:**

- On completion of the activity students will come to know the value of kindness, empathy, and tolerance.
- These all are important qualities that one should possess.
- The most important thing in our life is to learn how to control our emotions irrespective of the situations we often face.

- **Criteria for Evaluation:**

- Neatness of the work (How neatly the work has been done)
- Following the instructions properly.
- Creativity (students' original ideas and imaginations will be considered)
- Presentation (How beautifully the work is presented)
- Correct use of grammar while constructing the dialogues.

\*\*\*\*\*

